

# Yale Pallet Truck Series

**Lithium-Ion Powered Pallet Truck**  
MPC15 / 1500 KG



# FEATURES

- Re-charge alert
- Performs well on gradients
- Easy and simple to maintain
- Compact and lightweight design
- Emergency reverse “belly” button
- 60-second drive wheel replacement
- Powered travelling, lifting and lowering
- Durable steel frame and protective cover
- Efficiency is tripled over a hand pallet truck
- Optional large battery with 3-hour fast charger
- Intelligent Remote Control key option (Standard for Australia)
- 6-second battery exchange; suitable for continuous operations
- Ergonomic, multi-function handle with LCD display to maximise uptime
- Maintenance free components; brushless drive motor and lithium-ion battery



## OVERVIEW

The Yale® lithium-ion powered pallet truck MPC15 offers improved efficiency, reduced strain on operators and an excellent cost of ownership. Compact and lightweight, with minimal maintenance requirements, similar to a hand pallet truck. The MPC15 can work at three times the intensity and with a 6-second battery exchange time; is ideal for continuous operations.

### Easy to Use Controls

The low effort ergonomically designed controls are placed to reduce operator fatigue and the responsive butterfly switches control travel direction, speed and braking allowing for a smooth start, controlled braking and acceleration.

### Robust Design

In case of a collision, components and the battery are protected with special designed cover. The welded fork construction and reinforced compact chassis makes the truck resistant to torsion with heavy loads.

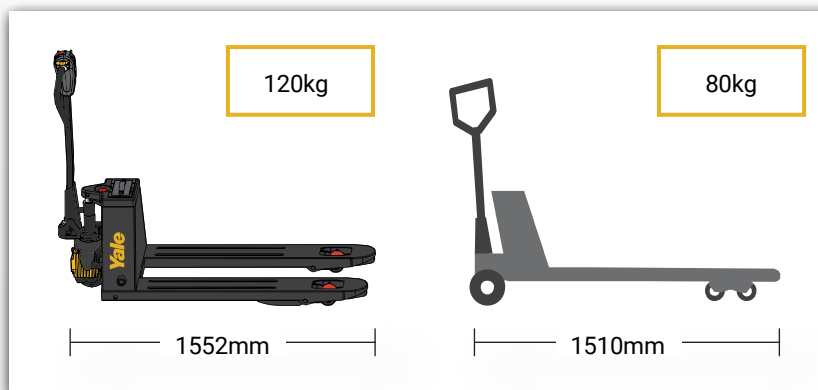
## Single / Tandem Load Wheels



## Protective Cover



### ○ Powered Pallet Truck VS. Hand Pallet Truck



### Compact and Lightweight

## Operator Productivity

The standard anti-roll back system, stabilising wheels to maximize stability when turning and single load wheels and exit/entry roller optimise pallet handling for operator peace of mind.

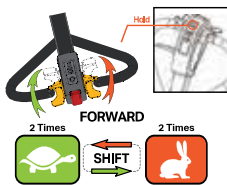
## Industry Sectors:

- Food Distribution and Processing
- Beverage
- Cold & Frozen Foods
- Agriculture
- Warehouse & 3PL
- Wholesale Distribution
- Chemicals & Plastics
- Auto & Transport MFG
- Building Materials
- General MFG
- Retail & E-Commerce (DC/fulfillment)
- Retail Store Operations
- Health & Pharma
- Auto Parts Distribution
- Furniture & Furnishing

## SPECIFICATIONS

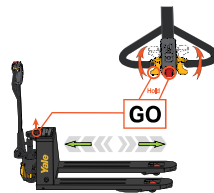
Manufacturer	Measurement	Yale	
Model designation		MPC15	
Operator type		Pedestrian	
Rated capacity	Q (kg)	1500	
Load center	c (mm)	600	
Overall fork width	B1 (mm)	550 / 685	
Fork dimensions	s x e x l (mm)	58 x 160 x 1150	58 x 160 x 1220
Wheelbase	y (mm)	1197	1267
Overall length	L1 (mm)	1552	1622
Turning radius	Wa (mm)	1353	1426
Aisle width for pallets 1000 x 1200 crossways / 800 x 1200 lengthways	AST $\alpha$ / $\beta$ (mm)	1718 / 1687	
Lowered height - top of forks	h (mm)	82	
Total lift	h3 (mm)	115	
Height of tiller (min. / max.)	h14 (mm)	820 / 1150	
Maximum gradeability (laden / unladen)	%	6% / 20%	
Travel speed (laden / unladen)	Km/h	4.0 / 4.5	
Control type		DC	
Drive / lift motor	Kw	0.75 / 0.5	
Lift speed - laden / unladen (lowering speed - laden / unladen)	m/s	0.018 / 0.023 (0.056 / 0.046)	
Travel brake type		Regenerative	
Service brake type		Electromagnetic	
Service weight (inc. battery)	Kg	120	125
Axle loading laden front / rear (unladen front / rear)	Kg	1134 / 486 (88 / 32)	
Drive wheel x(1)		Ø140 x 55 Poly	
Load wheel (single x(2) / dual x(4))		Ø80 x 93 Poly / Ø80 x 70 Poly	
Battery type		Lithium	
Battery capacity	Ah	10 / 15	
Battery voltage	V	48	
Power consumption in accordance with VDI cycle	kWh/h	0.42	
Sound level at the drivers ear EN / DIN 12053	dB (A)	69	

## Operator Assist Features



Hold down horn, X2 forward

**Speed Setting**  
Convenient fast / slow pre-set speeds



Press and hold: reverse button + forward throttle, power on

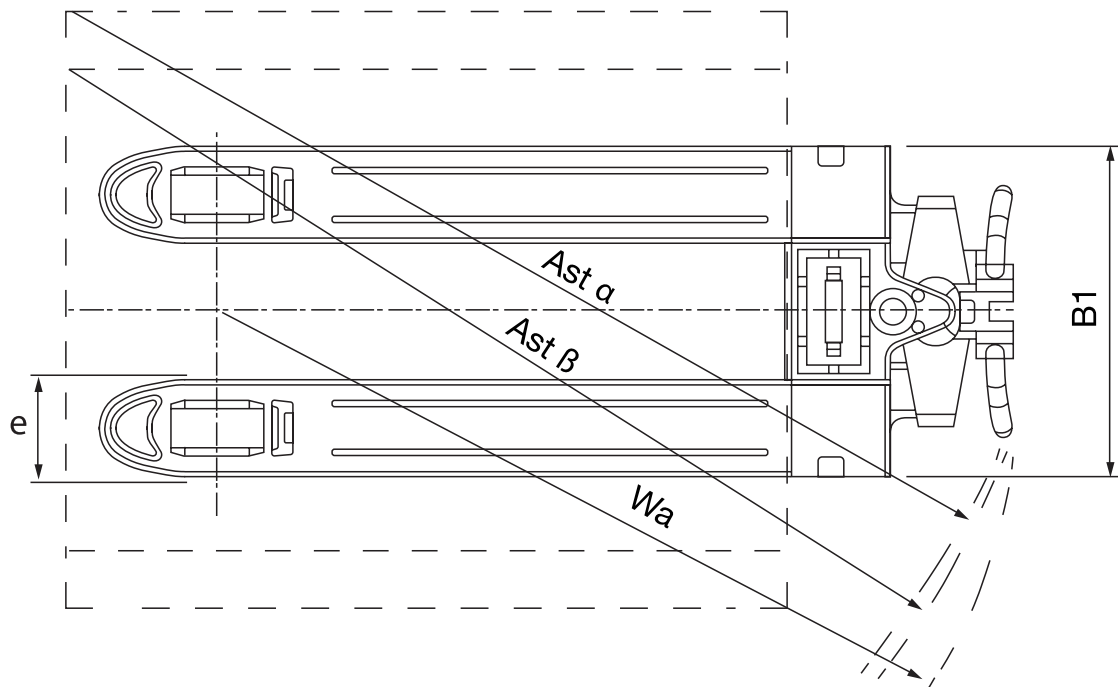
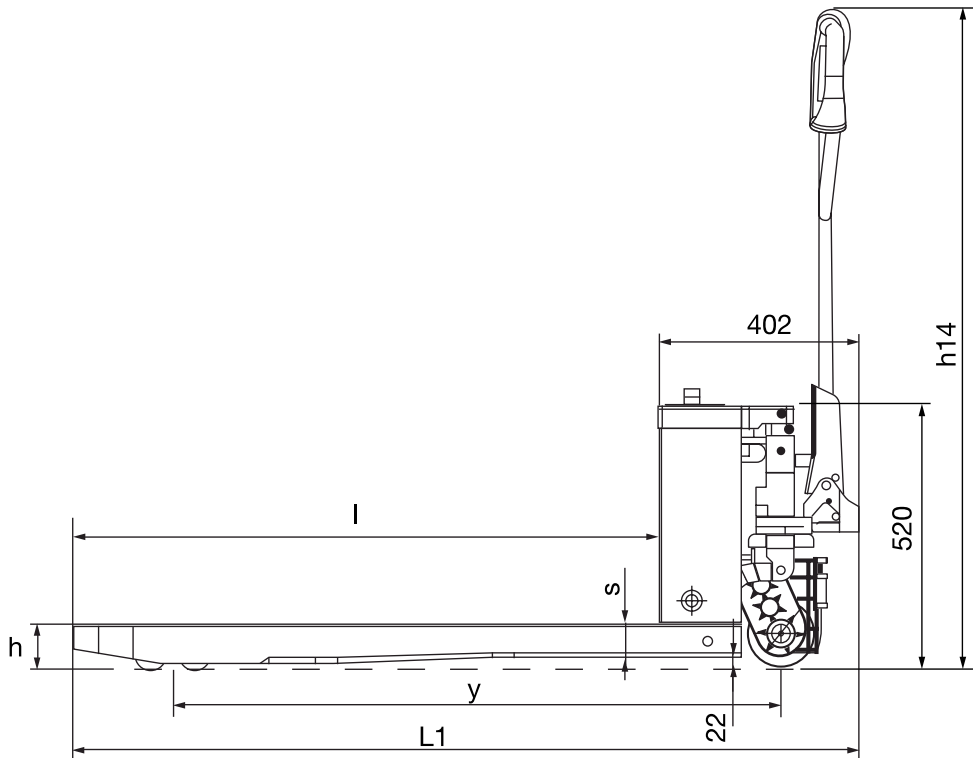
**Up-Right Drive**  
Maximise efficiency in tight spaces



Hold down horn, power on

**Service Mode**  
Utilise brake release in emergencies

**DIMENSIONS**



Yale® Dealer

 **PRESTAR MARKETING SDN BHD** 76838-X

Contact your nearest  
Yale® Dealership by visiting  
[www.prestarmarketing.com.my](http://www.prestarmarketing.com.my)




**Prestar Marketing Sdn Bhd**


**Operating Hours**


Monday - Friday 9:00 AM - 6:00 PM


Saturday - Sunday Closed

\*Closed on Public Holiday

 Lot 3811, Jalan 4D, Kampung Baru Subang, 40150 Shah Alam, Selangor, Malaysia.


 +603-7455 7070


 +603-7455 7066 / 7455 7099


 [inquiry@prestarmarketing.com](mailto:inquiry@prestarmarketing.com)

©Prestar Marketing Sdn Bhd 2023. All rights reserved. Specifications and details in this brochure are subject to change without prior notification.


**Penang**


 65-A, Jalan Perak, 10150 George Town,  
Pulau Pinang, Malaysia.


 +604-228 7100

 +604-229 5580

**Johor**

 4, Jalan Penaga 5, Kawasan Perindustrian Kota Puteri, 81750 Masai,  
Johor, Malaysia.

 +607-3880 323

 +607-3884 323

[www.prestarmarketing.com.my](http://www.prestarmarketing.com.my)



Manufactured in ISO 9001 and 14001 Registered Facilities

Trucks may be shown with optional equipment.

**Yale®**  
People. Products. Productivity.™